




www.uft.org

Occupational and Physical Therapists Salary Schedules for 2019-2022 Contract

Therapists & Audiologists											
6/16/2018			2/14/2019			5/14/2020			5/14/2021		
Exp. Diff.	Min. Base Plus Exp		Exp. Diff.	Min. Base Plus Exp		Exp. Diff.	Min. Base Plus Exp		Exp. Diff.	Min. Base Plus Exp	
0	68,155		0	69,518		0	71,256		0	73,394	
3	784	68,939	3	800	70,318	3	820	72,076	3	845	74,239
5	1,178	69,333	5	1,202	70,720	5	1,232	72,488	5	1,269	74,663
10	1,569	69,724	10	1,600	71,118	10	1,640	72,896	10	1,689	75,083
Subject to Correction											


Senior Therapists											
6/16/2018			2/14/2019			5/14/2020			5/14/2021		
Exp. Diff.	Min. Base Plus Exp		Exp. Diff.	Min. Base Plus Exp		Exp. Diff.	Min. Base Plus Exp		Exp. Diff.	Min. Base Plus Exp	
0	73,692		0	75,166		0	77,045		0	79,356	
3	848	74,540	3	865	76,031	3	887	77,932	3	914	80,270
5	1,275	74,967	5	1,301	76,467	5	1,334	78,379	5	1,374	80,730
10	1,700	75,392	10	1,734	76,900	10	1,777	78,822	10	1,830	81,186
Subject to Correction											



www.uft.org

Occupational and Physical Therapists Salary Schedules for 2019-2022 Contract

Senior Therapists - Hired on or after 9/1/2019											
Years 1 and 2 as Senior Therapist											
<u>Therapists 2/14/2019</u>			<u>Therapists 5/14/2020</u>			<u>Therapists 5/14/2021</u>					
0	3	5	10	0	3	5	10	0	3	5	10
<u>Min. Base</u>		<u>Exp. Diff. Plus Exp</u>		<u>Min. Base</u>		<u>Exp. Diff. Plus Exp</u>		<u>Min. Base</u>		<u>Exp. Diff. Plus Exp</u>	
71,400		865 72,265		73,185		887 74,072		75,381		914 76,295	
1,301 72,701		1,734 73,134		1,334 74,519		1,777 74,962		1,374 76,755		1,830 77,211	
Senior Therapists - Hired on or after 9/1/2019											
Years 3 and 4 as Senior Therapist											
<u>Therapists 2/14/2019</u>			<u>Therapists 5/14/2020</u>			<u>Therapists 5/14/2021</u>					
0	3	5	10	0	3	5	10	0	3	5	10
<u>Min. Base</u>		<u>Exp. Diff. Plus Exp</u>		<u>Min. Base</u>		<u>Exp. Diff. Plus Exp</u>		<u>Min. Base</u>		<u>Exp. Diff. Plus Exp</u>	
73,282		865 74,147		75,144		887 76,001		77,367		914 78,281	
1,301 74,583		1,734 75,016		1,334 76,448		1,777 76,891		1,374 78,741		1,830 79,197	
Senior Therapists - Hired on or after 9/1/2019											
Years 5 and above as Senior Therapist											
<u>Therapists 2/14/2019</u>			<u>Therapists 5/14/2020</u>			<u>Therapists 5/14/2021</u>					
0	3	5	10	0	3	5	10	0	3	5	10
<u>Min. Base</u>		<u>Exp. Diff. Plus Exp</u>		<u>Min. Base</u>		<u>Exp. Diff. Plus Exp</u>		<u>Min. Base</u>		<u>Exp. Diff. Plus Exp</u>	
75,166		865 76,031		77,045		887 77,932		79,356		914 80,270	
1,301 76,467		1,734 76,900		1,334 78,379		1,777 78,822		1,374 80,730		1,830 81,186	
Subject to Correction											




www.uft.org

Occupational and Physical Therapists Salary Schedules for 2019-2022 Contract

Longevity Differentials - Therapists & Audiologists											
Years of Service 6/16/2018			Years of Service 2/14/2019			Years of Service 5/14/2020			Years of Service 5/14/2021		
A		B	A		B	A		B	A		B
1	919	695	1	937	709	1	960	727	1	989	749
2	1,932	1,286	2	2,020	1,345	2	2,020	1,345	2	2,081	1,385
5 but less than 7	1,057		5 but less than 7	1,078		5 but less than 7	1,105		5 but less than 7	1,138	
7 but less than 10	2,482		7 but less than 10	2,532		7 but less than 10	2,595		7 but less than 10	2,673	
10 but less than 15	3,424		10 but less than 15	3,492		10 but less than 15	3,579		10 but less than 15	3,686	
15 but less than 20	11,944		15 but less than 20	12,183		15 but less than 20	12,488		15 but less than 20	12,863	
20 but less than 22	15,322		20 but less than 22	15,628		20 but less than 22	16,019		20 but less than 22	16,500	
22 years or more	17,710		22 years or more	20,264		22 years or more	20,771		22 years or more	21,394	
Subject to Correction											

Advancement Increase											
6/16/2018			2/14/2019			5/14/2020			5/14/2021		
Title			Title			Title			Title		
Sr. PT/Sr. PT (DOE)	2,342		Sr. PT/Sr. PT (DOE)	2,389		Sr. PT/Sr. PT (DOE)	2,449		Sr. PT/Sr. PT (DOE)	2,522	
Sr. OT/Sr. OT (DOE)	2,342		Sr. OT/Sr. OT (DOE)	2,389		Sr. OT/Sr. OT (DOE)	2,449		Sr. OT/Sr. OT (DOE)	2,522	
Subject to Correction											



www.uft.org

Occupational and Physical Therapists Salary Schedules for 2019-2022 Contract

Tuition Reimbursement							
6/16/2018		2/14/2019		5/14/2020		5/14/2021	
Therapists & Audiologist	1,584		1,616		1,656		1,706
Subject to Correction							

Staff Development							
6/16/2018		2/14/2019		5/14/2020		5/14/2021	
Presenters	50.91	Presenters	51.93	Presenters	53.23	Presenters	54.83
Trainees/Attendees	22.82	Trainees/Attendees	23.28	Trainees/Attendees	23.86	Trainees/Attendees	24.58
Subject to Correction							

Educational Differential							
6/16/2018		2/14/2019		5/14/2020		5/14/2021	
Therapists & Audiologist							
Masters	1,505		2,199		2,254		2,322
Subject to Correction							

Uniform Allowance							
6/16/2018		2/14/2019		5/14/2020		5/14/2021	
Therapists & Audiologist							
Full	273	Full	278	Full	285	Full	294
Partial	113	Partial	115	Partial	118	Partial	122
Subject to Correction							